




VIKASH GROUP OF INSTITUTIONS
SUMMER HOLIDAY HOMEWORK

CLASS-II

SUBJECT: ENGLISH

Task1:

1. Write one page handwriting in a separate vacation home work four line copy every day from any of your favourite story. Do mention the date.
2. Decorate your scrapbook and paste the pictures of vowels.
3. Read chapter-1 I Am Special, I Am Me and find out all the naming words from the lesson and write in an A-4 size paper.
4. With the help of your parents, create a story you have read during your holidays.
5. Make any five flash cards with the given action words- reading, writing, running, jumping, drinking, cooking, singing, clapping, swimming. **Task2:**



A Day at the Park

Name _____

I love going to the park with my friends. We always play on the swings when we get there. Also, my friends and I climb on the ropes. We get excited when the ice cream man comes. We have to wait in line to get some. After we finish our ice cream, we usually play tag. I love to run around and catch my friends. They run very fast! Another game we play is Hide and Seek. After I count to ten, I have to find all of my friends. I look for my friends under the slide and behind the benches. It is easy to find them all! After the game, our moms tell us it is time to go home. It has been a busy day for all of us!

Put the sentences in order from 1-6 according to the paragraph!

_____ We play tag.


_____ I look for my friends under the slide.

_____ My friends and I play on the swings.

_____ The ice cream man comes.

_____ It is time to go home.

_____ I climb on the rope.




M. Aramini (c) 2014

SUBJECT: HINDI

1. व्यंजन वर्ण (क-ह) मात्राएँ लगाकर लिखें।(क, का, कि, की, कु, कू, के, कै, को, कौ, कं)
2. दस जानवरों के चित्र चिपका कर उनकी बोलियाँ लिखें ।
3. अपने परिवार के किन्हीं दो सदस्यों की तस्वीर चिपका कर उनकी दिनचर्या पर तीन -चार पंक्तियाँ लिखें ।
4. NOTE- Do in your Hindi copy .
5. 'सुबह' विषय से संबंधित कोई एक कविता लिखें । (In a A4 size chart paper)

SUBJECT: MATHEMATICS

TASK1:

 Solve the clues to find the secret number!

1. It is not $0+3$.
2. It is not $5+4$.
3. It is not $3+2$.

9	3
5	7

What is the secret number? _____

TASK 2:

1) Match the days of the week with its correct sequence.

- 1
- 2
- 3
- 4
- 5
- 6
- 7

- Wednesday
- Saturday
- Monday
- Thursday
- Sunday
- Tuesday
- Friday

2) Seema is shopping for toys. She has notes and coins with her. She has notes of Rs

50, and Rs 20 and coins of 10 and 2. Help Seema find out how many of each of these notes or coins she must give to the shopkeeper to buy each of these toys?





$$\square + \square = \square$$



$$\square + \square = \square$$



$$\square + \square + \square = \square$$

3) Answer the following.

a. How many



makes Rs 100?

b. How many



makes Rs 150?

c. How many



makes Rs 10?



d. How many makes Rs 50?

e. How many makes Rs 300?



4) Number the following transports in order of lightest to heaviest.



5) Let us all go to the zoo and explore the animals. Look at the picture and answer the questions below.

ZOO



How many of these animals can you see? Count and write the correct answers.

Elephant-

Lion

Monkey-

Turtle-

Birds-

Tiger-

Giraffe-

6) Add the numbers using a Number Grid.

1	2	3	4	5	6	7	8	9	10
11	12	13	14	15	16	17	18	19	20
21	22	23	24	25	26	27	28	29	30
31	32	33	34	35	36	37	38	39	40
41	42	43	44	45	46	47	48	49	50
51	52	53	54	55	56	57	58	59	60
61	62	63	64	65	66	67	68	69	70
71	72	73	74	75	76	77	78	79	80
81	82	83	84	85	86	87	88	89	90
91	92	93	94	95	96	97	98	99	100

Add the given numbers on grid and write the sum. Example: $4 + 3 = 7$


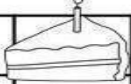
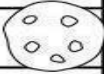







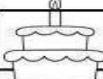
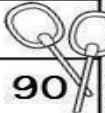
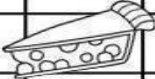


$$24 + 10 =$$

$$15 + 6 =$$

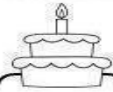




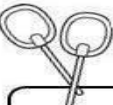









$$82 + 8 =$$

TASK3:


Directions: Color each sweet treat and find out what number is behind it on the number chart. Write the missing numbers on the boxes below.

1	2	3	4	5		7	8	9	
11		13	14	15	16	17	18	19	20
21	22	23		25	26	27		29	30
31	32	33	34	35		37	38	39	40
41	42		44	45	46	47	48	49	50
51	52	53	54	55	56	57	58		60
	62	63	64		66	67	68	69	70
71	72	73	74	75	76		78	79	
81	82	83		85	86	87	88	89	90
91		93	94	95	96	97		99	100

Write the missing numbers.

TASK4:




TASK 5: Make a model of a wall clock Few samples given



SUBJECT: ENVIRONMENTAL STUDIES (EVS)

Task-1

1. Stick different types of cloth fabric cutouts in the space below and write the season we wear them in. (Students can even draw here and stick cutouts on chart paper).



Task-2

2. Write the correct names of the cleaning materials from the box given below:



Broom

Mop & Bucket


Vacuum Cleaner

Cleaning cloth

Duster

Task-3

3. Colour the given image of a teacher and write a few lines about your teacher.




Task-4

4.

Name: _____

Let's name the body parts!



nose	eye	hair	neck
ear	hand	leg	knee
foot	mouth	arm	stomach

COMPUTER

WORKSHEET-01

Find the names of the parts of computer given below in the grid below . colour the boxes with different colour.

Name _____



Parts of a Computer



D V D Q E K C M Z S X S
D O B R Z P O J E X R M
B K R R C N W N U E W Z
Y P R I I V O G K B N Q
K H X T D H I A L S E I
P E O K P X E M O U S E
S R Y D Y P V J L T X B
B X A B S R E T N I R P
K E T J O A D R T S T W
H D C P W A Y M C N P O
X I A M A M R I N G V C
T A Q S B C T D S L Z X

DVD



KEYBOARD



MOUSE



SPEAKERS



HEADPHONES



MONITOR



PRINTER



WORKSHEET-02

Draw these

- 1) Alphabet Key

2) Number Key


3) Enter key

4) Space bar key

Name : _____

Date : _____

Class : _____



Computer Mouse - Activity

Label the parts of computer mouse and color it.

